



# FIGHTER

## Fighter 2427 Euro 6.

6x2 - 6x4 / 9-SP MANUAL / STEEL or AIR SUSP.



**OUR SAFEST FIGHTER YET WITH ACTIVE MITIGATION BRAKE, LANE DEPARTURE WARNING SYSTEM AND ELECTRONIC STABILITY PROGRAM AS STANDARD.**

**GVM**

23,200 KG to

24,000 KG

**GCM**

26,700 KG to

27,500 KG

**Power/Torque**

199 KW / 785 NM

- Heavy rigid licence required.
- Actual vehicle may differ from above image

# FIGHTER SPECIFICATIONS

## MODEL

A	6X2 2427 AIR SUSP. XXLWB 9 SP. MAN - FN63FU6RFAK
B	6X4 2427 STEEL SUSP. SWB 9 SP. MAN - FN62FK6RFAK
C	6X4 2427 AIR SUSP. XXLWB 9 SP. MAN - FN64FU6RFAK

## WHEEL BASE

6530mm
4300mm
6530mm

## GVM

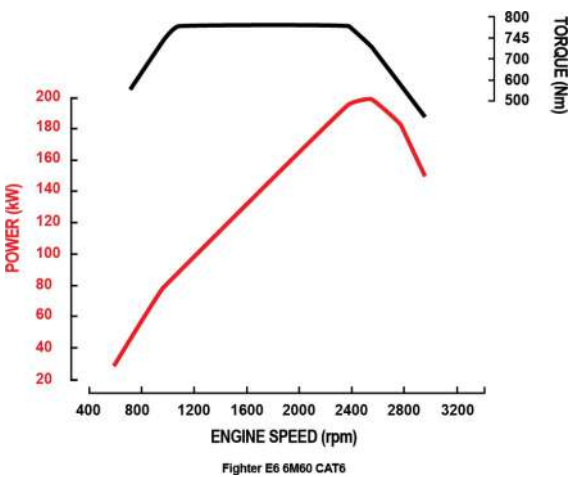
23,200kg
23,500kg
24,000kg

## GCM

26,700kg
27,000kg
27,500kg

## Engine

Engine Version	FUSO 6M60-CAT6 Diesel
Configuration	6 Cyl. In-line OHC, 4-Valve
Injection System	DENSO Common Rail System Electronically Controlled Direct Injection
Type	Variable Geometry Turbo Charged Air to Air Intercooler
Displacement	7.5 litre (7545cc)
Bore	118mm
Stroke	115mm
Power (ECE R85-00)	199kW @ 2500 rpm
Torque (ECE R85-00)	785Nm @ 1100-2400 rpm
Maximum Engine Speed	2900 rpm
Compression Ratio	16.0:1
Cooling System / Oil Cooler	Water cooled, 23.0L capacity/ Plate type engine oil cooler
Air Cleaner	Paper Element Type with Restrictor Indicator. Mounted Underbody (RH)
Emission Control	Diesel Particulate Filter (DPF) Exhaust Gas Recirculation (EGR) Selective Catalytic Reduction (SCR)
Emission Level	ADR 80/04 - Euro VI



## Fuel

Tank Type	A C Rectangular Aluminium Tank with Locking Cap	B Rectangular Steel Tank with Locking Cap
Fuel Capacity *	A C 400 Litres	B 200 Litres
AdBlue Exhaust Fluid Capacity	49 Litres, Tank fitted with locking AdBlue cap	
Speed Limiter	Speed Limited 100km/h	
Notes	*Max Fill to approx 95% of capacity	

## Cooling

Fan Drive	Electronically controlled (Viscous)
Radiator	Corrugated Fin with Expansion Tank

## Electrical

Voltage	24V Negative Earth
Battery Capacity	2x12V, 80Ah/5hr
Battery Specification	95E41R X2
Headlamp Type	Halogen
Headlamp Capacity	Low beam 2x70W High beam 2x70W
Fog Light	Halogen

## Clutch

Clutch Model	FUSO C7M38
Type	Single Plate
Operation/Specification	Air Assisted Hydraulic

## Transmission

Version	Eaton Manual ES-11109 (Fuso Code M060S9)
Type/Speeds	9 Speed
Features	Synchromesh 1L~4H
Ratios	Low Range Low: 12.64 1st: 8.81 2nd: 6.55 3rd: 4.77 4th: 3.55 High Range 1st: 2.48 2nd: 1.85 3rd: 1.34 4th: 1.00 Rev. 13.21
PTO Opening	LH Side

## Propeller Shaft

Type	A P140	B C P140/P8
Universal Joint	Needle Roller	

## Front Axle

Axle Version	FUSO F650T
Type	Reverse Elliot 'I' Beam
Capacity *	6300kg
Notes	*See MAX LOADING for vehicle capacity.

## Front Suspension

Type	Parabolic Leaf with Double Acting Shock Absorbers
Size	1400x80mm Leaves

## Rear Axle

Type	A Full Floating Hypoid Drive with Trailing Rear	B C Full Floating Hypoid, Tandem Drive with Inter-Axle Diff Lock
Axle Version	A FUSO R10T/10D, D10H	B C FUSO R10TT/10T, D10HT/10H
Capacity*	A 17200kg	B C 21600kg
Ratio	A C 4.222:1	B 5.142:1
Notes	*See MAX LOADING for vehicle capacity.	

## Rear Suspension

Type	A C Air Suspension	B Mechanical Suspension
Details	A C Trailing Arm with Double Acting Shock Absorber and CLCS	B Long Taper Leaf, 6 Rod Trunnion
Size Main Leaves	A C N/A	B 1320x90mm
Air Spring	A C 2x250mm dia.	B N/A
Trailing Arm	A C 615+380 x 80 x 35 - 2 Leaves	B N/A
Road Friendly Certification Number	RF2011	
Capacity at Ground *	A C 18000kg total*	B N/A
Notes	CLCS - Chassis Level Control System. Electronic height control of air suspension via steering wheel. 2 memory positions.	

# FIGHTER SPECIFICATIONS

MODEL	WHEEL BASE	GVM	GCM
A 6X2 2427 AIR SUSP. XXLWB 9 SP. MAN - FN63FU6RFAK	6530mm	23,200kg	26,700kg
B 6X4 2427 STEEL SUSP. SWB 9 SP. MAN - FN62FK6RFAK	4300mm	23,500kg	27,000kg
C 6X4 2427 AIR SUSP. XXLWB 9 SP. MAN - FN64FU6RFAK	6530mm	24,000kg	27,500kg

## Max Loading

Front	6000kg		
Rear	A 17200kg	B 21600kg	C 18000kg
Total	A 23200kg	B 23500kg	C 24000kg

## Options

Options	R23: Limited Slip Differential LSD - FN63FU6RFAK & FN64FU6RFAK
---------	--

## Steering

Type	Integral Power Assisted Ball and Nut
Steering Column	Tilt/Telescopic Adjustable

## Brakes

Type	Full Air, Dual Circuit, FUSO Taper Roller, ABS, Automatic Brake Adjustment
Size Front	410x150mm
Size Rear	410x200mm
Park Brake	Rear Wheel Spring Actuated
Auxiliary	Exhaust Brake
Compressor	Water Cooled, 340cc Single Cyl.

## Wheels & Tyres

Wheel Type	A C 11, Single Piece Steel Disc (Including Spare)	B 10, Single Piece Disc
Wheel Size	22.5x8.25DC-165-13t	
Wheel Stud Pattern	10x335mm PCD	
Tyre Size All	A C 275/70R22.5 148/145L	B 11R22.5 148/145L
Spare Tyre Carrier	A C Provided	B Not Provided
Spare Tyre	Not provided	

## Chassis

Type	Reinforced Parallel Channel	
Size	280x90x8.0mm	
Width	A C 841mm	B 851mm (includes outer frame reinforcement)
Tensile Strength	540 MPa	

## Instruments

Gauges	Speedometer Tachometer Fuel Level Air Pressure AdBlue Level
Colour Information Display	Odometer Tripmeter (x2) Hour Meter (x2) Outside Temperature AdBlue Level DPF Information Driving Range (Fuel and AdBlue) Current Vehicle Speed Cruise Control Lane Departure Warning Attention Assist Warning Alarm Clock Level Control Service Indicator & Reminder System Air Pressure Coolant Temperature Engine Oil Level & Running Time

## Multi-Media Package

Satellite Navigation	GPS navigation specifically designed for commercial vehicle applications, with 3 years of Map updates included.
Colour Display	8" LCD with capacitive touch screen control
Phone Connectivity	Wireless Apple Carplay & Android Auto Compatible
Audio Visual Entertainment	Bluetooth® music streaming compatible Digital radio DAB+ (also AM/FM for areas not covered by DAB+) & USB
Internal Storage Capacity	64GB
Camera Compatibility	1 Reverse Camera fitted as standard Display can accept up to 5 additional cameras#
Notes	# Cameras available through spare parts

## Active Safety

Safety Systems	A C AMB plus - Active Mitigation Brake ESP - Electronic Stability Program AA - Attention Assist ASA - Active Sideguard Assist LDWS - Lane Departure Warning System Departure Warning System ABS - Anti-lock Braking System DRL - Daytime Running Lamps	B AMB plus - Active Mitigation Brake ESP - Electronic Stability Program AA - Attention Assist LDWS - Lane Departure Warning System ABS - Anti-lock Braking System DRL - Daytime Running Lamps
Reverse Warning	Wide Dynamic Range Camera and Buzzer	
Notes	Active Safety Systems primary function is to provide driver assistance to increase road safety in events of driver inattentiveness. These systems do not allow for lack of attention whilst driving and should not replace safe and alert driving.	

## Passive Safety

Airbags	SRS Airbag - Driver
Seat Belts	Driver Seat Belt Pre-tensioner

## Service Intervals

Interval*	20,000km or 12 Months whichever occurs first
-----------	--

## Warranty\*

Basic/Powertrain	5 Years or 350,000kms (whichever occurs first)
------------------	--

## Performance

Turning Circle (kerb to kerb - metres)	A 22	B 15.6	C 21.8
Electronically Speed Limited to:	100km/hr Conforms to ADR65/00		
Gradeability at Rated GVM (theoretical)*	A 34%	B 37%	C 32%
Notes	*This is theoretical performance only. Actual performance may vary under different conditions		

## Mass estimated\*

Front*	A C 3285kg	B 3125kg	
Rear*	A 3160kg	B 3695kg	C 3490kg
Total*	A 6445kg	B 6820kg	C 6775kg
Notes	* Mass (est.) includes oil and water but excludes spare wheel, tools & fuel. Weights provided are subject to 3.5% variation (+/-)		

# FIGHTER SPECIFICATIONS

## MODEL

A	6X2 2427 AIR SUSP. XXLWB 9 SP. MAN - FN63FU6RFAK
B	6X4 2427 STEEL SUSP. SWB 9 SP. MAN - FN62FK6RFAK
C	6X4 2427 AIR SUSP. XXLWB 9 SP. MAN - FN64FU6RFAK

## WHEEL BASE

6530mm
4300mm
6530mm

## GVM

23,200kg
23,500kg
24,000kg

## GCM

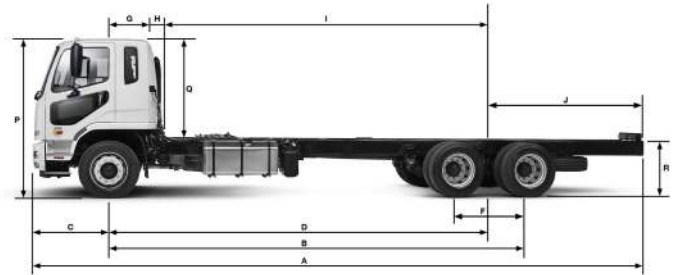

26,700kg
27,000kg
27,500kg

## Dimensions mm

WFF (Width Front Fender) (mm)	2450		
WRA (Width Rear Axle) (mm)	2470		
WFT (Width Front Track) (mm)	1925		
WRT (Width Rear Track) (mm)	1850		
Width Frame (mm)	A C	B	
	841	851	
A - Length Overall (mm)	A C	B	
	11030	7515	
C - Front Overhang (mm)	1245		
D - Wheelbase (mm)	A C	B	
	6530	4300	
F - Rear Axle Spacing (mm)	1320		
G - Front Axle to Rear of Cab (mm)	745		
H - Rear of Cab to Rearmost Item Behind Cab (mm)	130		
I - Rearmost Item Behind Cab to Rear Axle (mm)	A C	B	
	5655	3425	
J - Frame, Rear Axle to End (mm)	A C	B	
	3255	1970	
P - Height Cab to Ground (mm)	A C	B	
	2630	2675	
R - Height Rear Frame to Ground (mm)	A	B	C
	968	1037	967

## Body Builder's Notes

Notes	<p>Chassis reinforcement must be utilised for Tipper/ Demountable type body configurations.</p> <p>To conform with ADR 13/00 and 14/03 (lighting/mirror requirements) the following must be adhered to at body installation.</p> <ul style="list-style-type: none"> <li>- If other than a flat type or tipper body is fitted, rear end out-line marker lamps must be installed.</li> <li>- If overall length exceeds 6.0 metres, side reflectors must be installed.</li> <li>- If overall length exceeds 7.5 metres, side marker lamps must be installed.</li> <li>- If overall width is less than 2.4 metres, the mirrors must be modified to project not more than 230mm.</li> </ul> <p>To conform with ADR 42/05 (General Safety), rear wheel guards must be fitted to the vehicle.</p>
-------	--



Call 1800 033 557

or visit [fuso.com.au](http://fuso.com.au)

Unless specified in writing herein the accessories, applications, bodies or equipment depicted in this are for illustration purposes only and may not be available from Daimler Truck Australia Pacific Pty Ltd. ABN 86 618 413 282 DTAuP. No representation or warranty whatsoever is given in relation to any accessories, applications, bodies or equipment or suitability of same that are shown herein that may be manufactured, supplied or fitted by a party other than DTAuP. DTAuP reserves the right without notice or obligation to discontinue or make changes to the colour, designs, materials and specifications of the products and options referred to herein at any time. For the most current information and in order to ascertain which accessories, applications, bodies and equipment are available from DTAuP please contact your authorised FUSO dealer. Fuso is a registered trademark of Daimler Truck Australia Pacific Pty Ltd. Copyright DTAuP. Reproduction in whole or part prohibited without written approval. Part Number TSF75A. Valid from 17-May-21.