

Medium Capacity Telehandlers

TF35.7-140, TF33.9-140

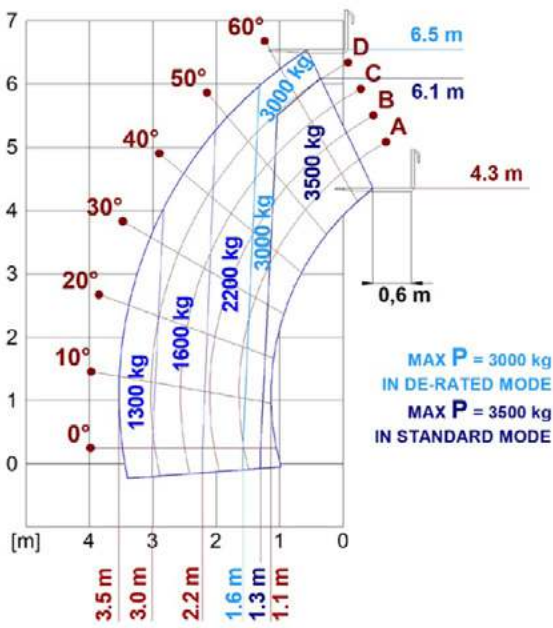




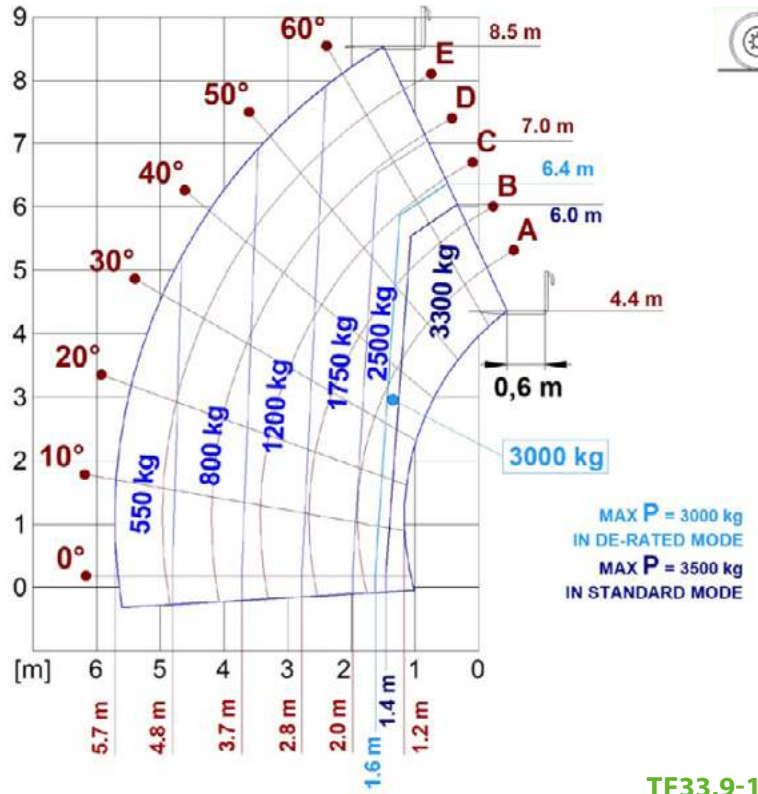
PERFORMANCE AND FEATURES	TF35.7-140	TF33.9-140	
Performance			
Total unladen weight (kg)	6950	7450	
Maximum capacity (kg)	3500	3300	
Lifting height (m)	6.5	8.5	
Maximum reach (m)	3.5	5.7	
Maximum operating height (m)	6.5	6.2	
Maximum operating reach (m)	1.3	1.6	
Capacity at maximum height (kg)	3500	1750	
Capacity at maximum reach (kg)	1350	650	
Lateral boom movement (mm)	-	-	
Tilting correction (%)	-	-	
Boom sections	2	3	
PowerTrain			
Turbo motor	DEUTZ TCD3.6	DEUTZ TCD3.6	
Displacement/cylinders	3600/4	3600/4	
Engine Power (kW/HP)	100/136	100/136	
Anti-pollution technology	STAGE V, SCR+DPF+DOC	STAGE V, SCR+DPF+DOC	
Reversible fan	●	●	
Maximum speed (km/h)	40	40	
Fuel tank (l)	85	85	
AdBlue tank (l)	12	12	
Hydrostatic transmission	● - 2V	● - 2V	
EPD	Plus	Plus	
Auto-revving joystick	●	●	
Axles - Reducers	Axial, Epicyclic	Axial, Epicyclic	
Machine brakes	Dry disc	Dry disc	
Automatic parking brake	●	●	
Hydraulic			
Hydraulic pump	LS+FS	LS+FS	
Flow rate/pressure (l/min - bar)	125-210	125-210	
Hydraulic tank	85	85	
Hydraulic outlet at the top of the boom	●	●	
Rear hydraulic outlets	○	○	
Cab			
Cab configuration	ECO	ECO	
ASCS Adaptive Stability Control System	Full	Full	
FOPS LIV II cab	●	●	
ROPS cab	●	●	
Cab commands	Electronic joystick	Electronic joystick	
Tilting Cab	-	-	
Reverse shuttle	Dual reverse	Dual reverse	
Configuration			
Cab suspension	-	-	
Boom suspension	○	○	
Suspension on axles	-	-	
Work headlights on cab	●	●	
Sun blind	○	○	
Tac-lock	●	●	
Provision for a platform	○	○	
Two floating forks	●	●	
Inching-Control	●	●	
Four-wheel drive	●	●	
Four-wheel steering	●	●	
Three steering modes	●	●	
Standard tyres	400/70-24	400/70-24	
Optional tyres	460/70-24	460/70-24	
Stabilisers	-	-	
Turret rotation	-	-	
Type approval as an agricultural tractor	○	○	
Approval with PNEUMATIC braking	○	○	
Approval with HYDRAULIC braking	○	○	
PTO	-	-	
3-point linkage	-	-	

- Not Available
● Standard
○ Optional

Load charts



TF35.7-140

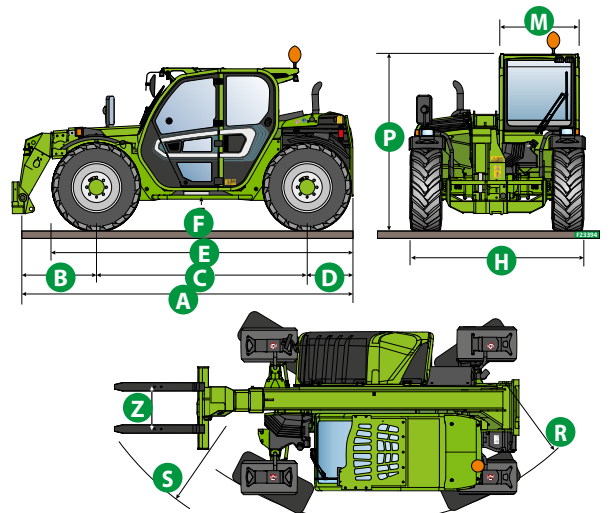


TF33.9-140


Dimensions



	TF35.7 -140	TF33.9 -140	
A (mm)	4310	4330	
B (mm)	970	990	
C (mm)	2740	2740	
D (mm)	600	600	
E (mm)	3910	3910	
F (mm)	380	380	
H (mm)	2250	2250	
M (mm)	1010	1010	
P (mm)	2300	2300	
R (mm)	4095	4095	
S (mm)	4740	4740	
Z (mm)	850	850	



Your Merlo dealer



TF35.7-140:

MA00812 - VIN: D1000151 - SAV: D104194 - 22/01/2021

TF33.9-140:

MA00813 - VIN: D1000354 - SAV: D105592 - 04/02/2021

MERLO GROUP AUSTRALIA PTY LTD

27 Colin Jamieson Dve, Welshpool (Perth), WA 6106

Tel. (08) 9358 3110 - Fax (08) 9358 4110

120 Toongabbie Road, Girraween, NSW 2145

Tel. (02) 9688 0600

Tel:1300 657 325

info@merloaustralia.com.au

www.merlo.com

