

Rotating Telehandlers

ROTO50.26SPLUSEE





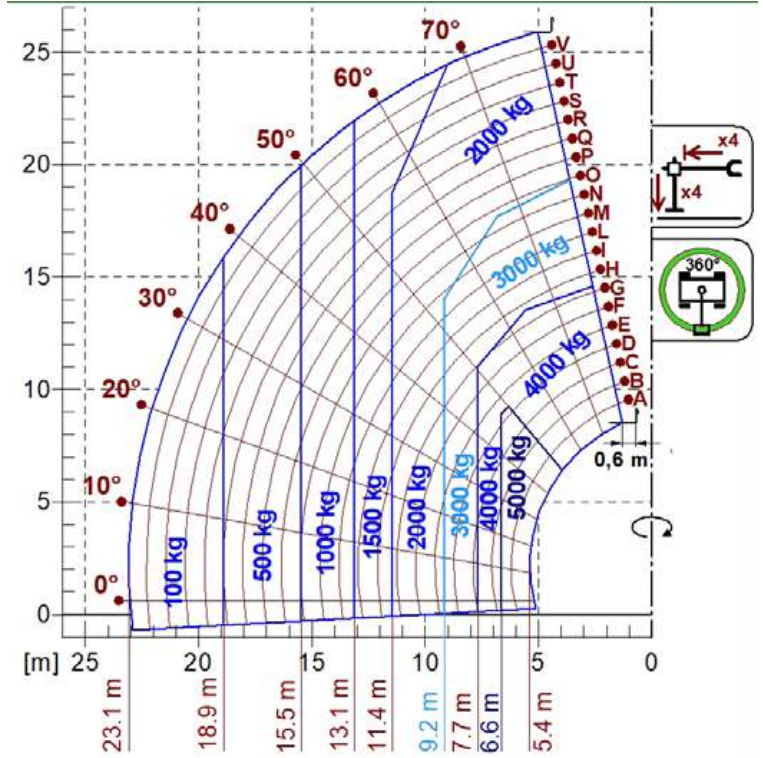
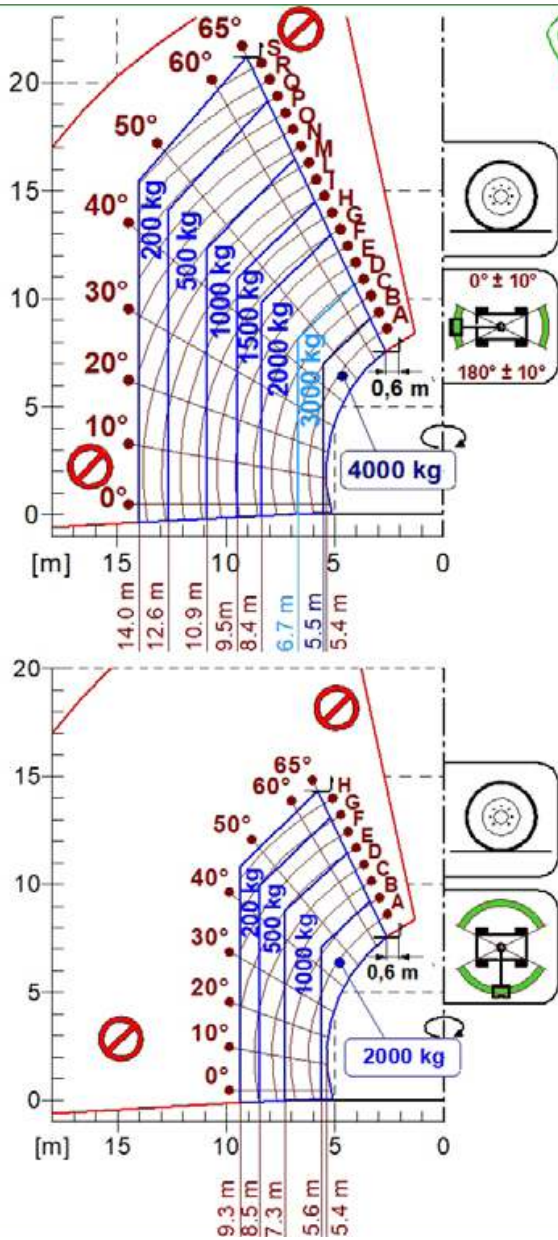
PERFORMANCE AND FEATURES	ROTO50.26SPLUSEE		
Performance			
Total unladen weight (kg)	17300		
Maximum capacity (kg)	5000		
Lifting height (m)	25,9		
Maximum reach (m)	23,1		
Maximum operating height (m)	9,7		
Maximum operating reach (m)	6,6		
Capacity at maximum height (kg)	2000		
Capacity at maximum reach (kg)	100		
Lateral boom movement (mm)	-		
Tilting correction (%)	± 12; ± 4		
Boom sections	5		
PowerTrain			
Turbo motor	FPT NEF45		
Displacement/cylinders	4500/4		
Engine Power (kW/HP)	125/170		
Anti-pollution technology	TIER 2		
Reversible fan	-		
Maximum speed (km/h)	40		
Fuel tank (l)	150		
AdBlue tank (l)	-		
Hydrostatic transmission	● - 2V		
EPD	●		
Auto-revving joystick	●		
Axles - Reducers	Drop portal - RR700		
Machine brakes	Dry discs		
Automatic parking brake	●		
Hydraulic			
Hydraulic pump	2 - LS + FS		
Flow rate/pressure (l/min - bar)	138+100 - 250/230		
Hydraulic tank	120		
Hydraulic outlet at the top of the boom	●		
Rear hydraulic outlets	-		
Cab			
Cab configuration	Premium		
ASCS Adaptive Stability Control System	Full		
FOPS LIV II cab	●		
ROPS cab	●		
Cab commands	Electronic joystick control		
Tilting Cab	●		
Reverse shuttle	Dual Reverse		
Configuration			
Cab suspension	-		
Boom suspension	-		
Suspension on axles	●		
Work headlights on cab	○ - Led		
Sun blind	●		
Tac-lock	●		
Provision for a platform	●		
Two floating forks	●		
Inching-Control	-		
Four-wheel drive	●		
Four-wheel steering	●		
Three steering modes	●		
Standard tyres	18-22.5		
Optional tyres	500/60-R22,5; 445/65-R22,5		
Stabilisers	Multiposition		
Turret rotation	continuous		
Type approval as an agricultural tractor	-		
Approval with PNEUMATIC braking	-		
Approval with HYDRAULIC braking	-		
PTO	-		
3-point linkage	-		

- Not Available
● Standard
○ Optional

Load charts



AS 1418.19-2007 Table B1 & D1 / AS 1418.5-2013

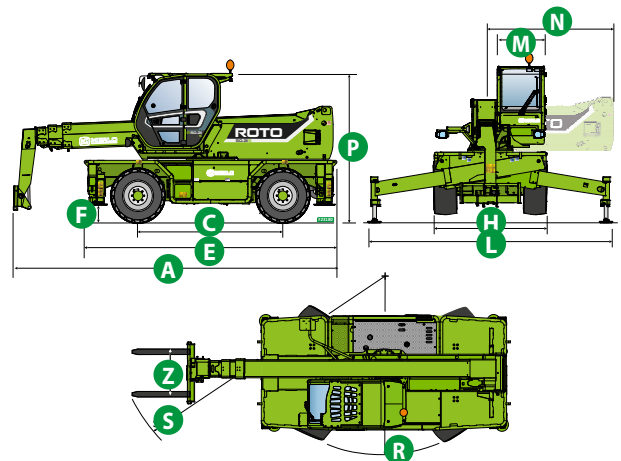



ROTO50.26 SPLUSEE

Dimensions

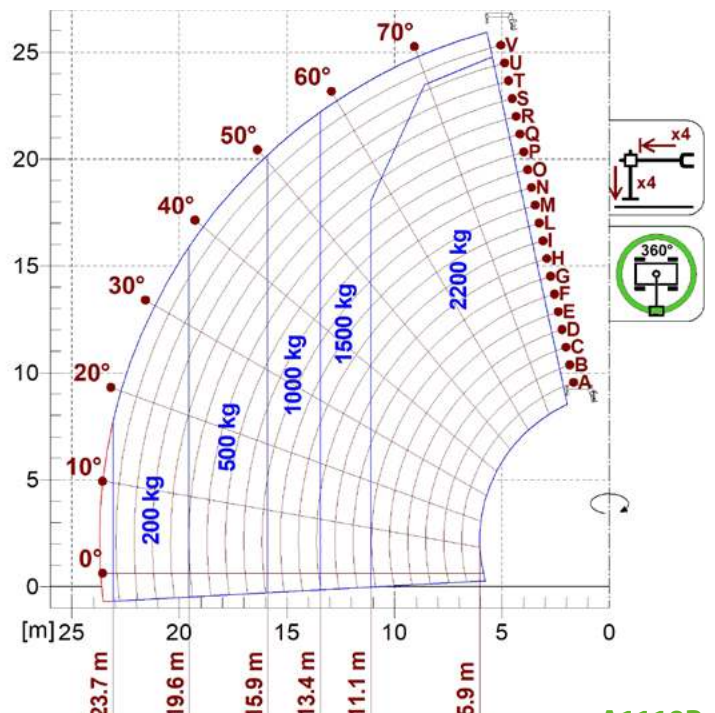


	ROTO 50.26 SPLUSEE		
A (mm)	7150		
C (mm)	3070		
E (mm)	5370		
F (mm)	370		
H (mm)	2430		
L (mm)	5010		
M (mm)	1010		
N (mm)	2600		
P (mm)	3120		
R (mm)	3850		
S (mm)	6310		
Z (mm)	850		

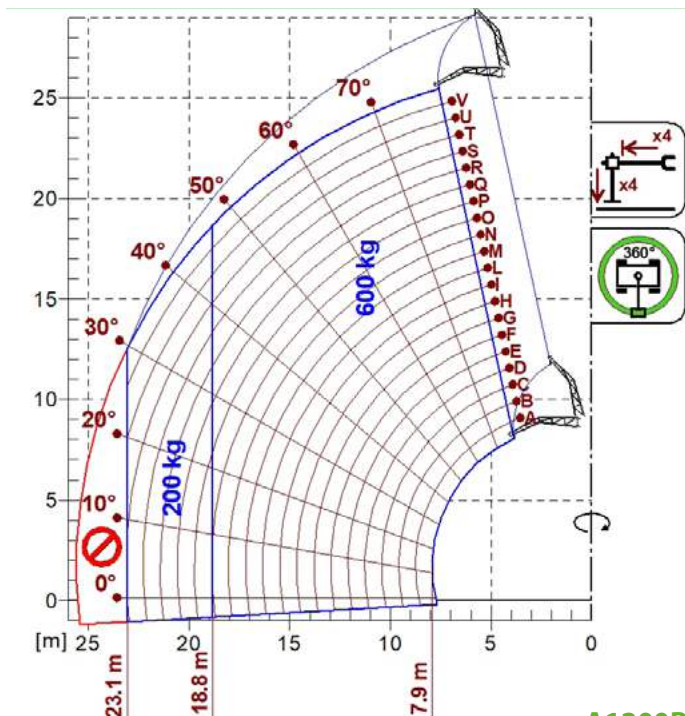




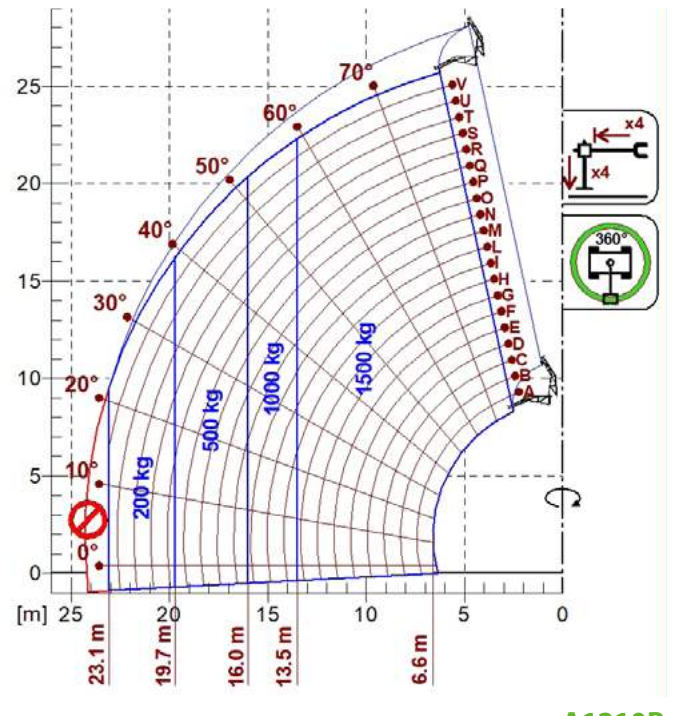
A1000




A1118B



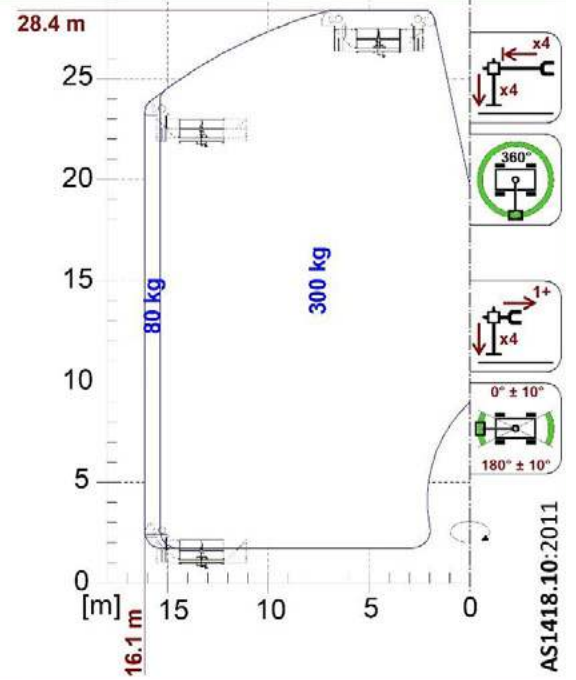
A1200B



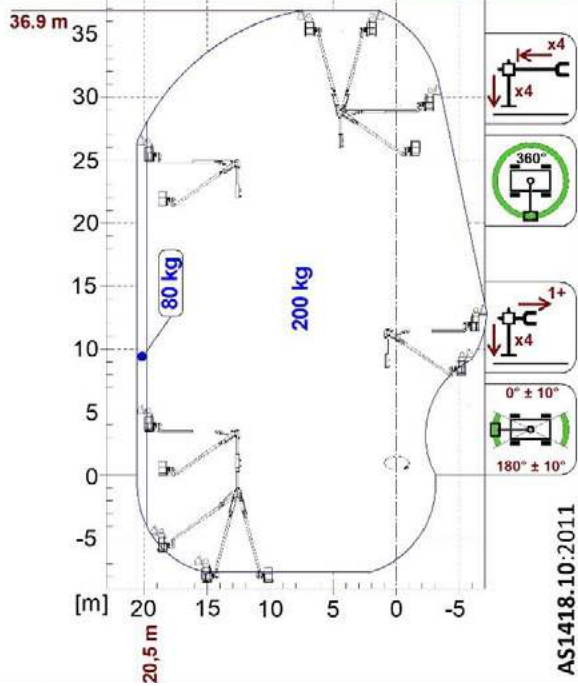
A1210B



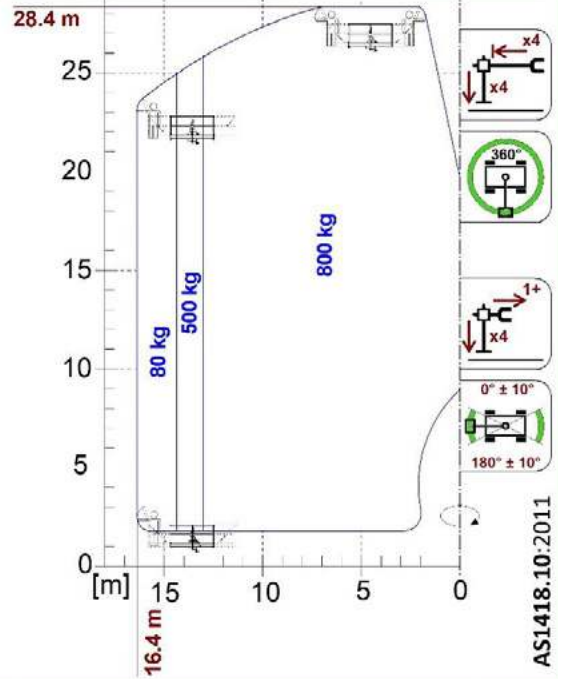
A2765
A2766



A1748



A1770



A1844

Your Merlo dealer

ROTO50.26SPLUSEE:

MA00892 - VIN: D1002166 - SAV: D118342 - 30/04/2021

MERLO GROUP AUSTRALIA PTY LTD

27 Colin Jamieson Dve, Welshpool (Perth), WA 6106

Tel. (08) 9358 3110 - Fax (08) 9358 4110

120 Toongabbie Road, Girraween, NSW 2145

Tel. (02) 9688 0600

Tel:1300 657 325

info@merloaustralia.com.au

www.merlo.com

